


**Program Year 2010
HUD Consolidated Annual Performance
& Evaluation Report (CAPER)
B-10-MC-39-0013**



**City of Middletown, Ohio
Community Revitalization Department
Community Development Block Grant Program
Judith Gilleland, City Manager
Doug Adkins, Department Director
Kyle Fuchs, HUD Program Administrator**





First Program Year CAPER (PY2010)

The CPMP First Consolidated Annual Performance and Evaluation Report includes Narrative Responses to CAPER questions that CDBG, HOME, HOPWA, and ESG grantees must respond to each year in order to be compliant with the Consolidated Planning Regulations. The Executive Summary narratives are optional.

The grantee must submit an updated Financial Summary Report (PR26).

GENERAL

Executive Summary

This module is optional but encouraged. If you choose to complete it, provide a brief overview that includes major initiatives and highlights that were proposed and executed throughout the first year.

Program Year 1 CAPER Executive Summary response:

The first year of the 2010-2014 Consolidated Plan was focused on bringing properties in the target neighborhood of Douglass into property maintenance Code Compliance. Most of the funding for this program year was allocated towards Code Enforcement compliance. Code enforcement staff completed 4,846 property inspections in program year 2010, identifying 2,432 housing violations. 643 of the housing violations were resolved voluntarily by the homeowner and another 351 were resolved contractually. Tall grass, weed, and trash violations accounted for an additional 2,414 inspections. Of those violations, 569 were resolved voluntarily and another 1346 were resolved contractually. Repair of deferred maintenance housing violations ranged from minor painting to installation of a new roof. For the purpose of leveraging in IDIS, the City used a conservative estimate of \$100 as an average repair cost per housing violation and \$40 as an average tall grass, weed, and trash repair cost. Therefore, voluntary tall grass violations leveraged \$22,760 and voluntary resolved housing violations leveraged \$64,300 in private capital into our target neighborhoods. Other positive accomplishments for the 2010 program year included: installation of new playground equipment in Old South Park; emergency repairs for 45 low income homeowners; legal representation through Legal Aid for tenant/landlord, foreclosure, and fair housing issues for 15 low-moderate income residents; and fair housing testing and education through Housing Opportunities Made Equal who assisted 29 individuals with fair housing complaints. The City utilized \$116,350.79 from the City's abatement fund for nuisance abatement, board-ups, and staff costs. All of these items combined total \$203,410.79. Therefore, the City successfully leveraged approximately \$.46 in other local and private funds for every \$1 spent from CDBG.

The combination of activities listed above along with continuation of NSP projects in PY2011 have made an extremely positive impact on housing stock in the City of Middletown.

General Questions

1. Assessment of the one-year goals and objectives:
 - a. Describe the accomplishments in attaining the goals and objectives for the reporting period.
 - b. Provide a breakdown of the CPD formula grant funds spent on grant activities for each goal and objective.
 - c. If applicable, explain why progress was not made towards meeting the goals and objectives.
2. Describe the manner in which the recipient would change its program as a result of its experiences.
3. Affirmatively Furthering Fair Housing:
 - a. Provide a summary of impediments to fair housing choice.
 - b. Identify actions taken to overcome effects of impediments identified.
4. Describe Other Actions in Strategic Plan or Action Plan taken to address obstacles to meeting underserved needs.
5. Leveraging Resources
 - a. Identify progress in obtaining "other" public and private resources to address needs.
 - b. How Federal resources from HUD leveraged other public and private resources.
 - c. How matching requirements were satisfied.

Program Year 1 CAPER General Questions response:

Neighborhood revitalization continued to be the focus of the 2010 Annual Action Plan for the City of Middletown. Major priorities were Code Enforcement, emergency repair which was primarily administered through the non-profit, People Working Cooperatively (PWC), new playground equipment, and public services. The following is a breakdown of funds spent:

1.) Assessment of the one-year goals and objectives

<u>Goal/Objective</u>	<u>Priority Need Accomplishment</u>	<u>CDBG Funds Spent</u>
Code Enforcement	4,846 Inspections	\$185,470.32
Emerg. Repair & PWC	45 Homeowner's assisted	\$49,996.24
Legal Aid	15 New Households Assisted	\$10,000.00
H.O.M.E. (fair housing)	29 Cases Investigated	\$3,363.72

2.) Program Changes as a result of PY 2010

During Program Year 2010, the City has taken a more proactive, aggressive approach to battle blight in town. Demolition, Code Enforcement, and Housing Rehab continue to be a priority. Rehab efforts were significantly expanded by NSP funding. In Program Year 2011 moving forward, the City has implemented a more aggressive approach to resolve code violations through the utilization of process servers, by holding banks accountable for REO properties, and by utilizing the legal system to abate violations on vacant properties that have been

sitting vacant and have no "owner" to hold responsible for upkeep due to the foreclosure crisis. Housing rehab efforts will continue to be used in conjunction with demolition, code enforcement, and the VIP program to revitalize blighted areas of town.

3.) Affirmatively Furthering Fair Housing

The City of Middletown, along with Butler County, completed a regional analysis of Impediments to Fair Housing (AI) in August 2010. The analysis lists the following impediments:

**Lack of Public Awareness*

**Need for Greater Coordination*

**Disparate Treatment in the Rental Market*

**Disparate Treatment in Subprime Lending*

To address these issues, the City of Middletown entered into agreements with Housing Opportunities Made Equal (H.O.M.E.) and Legal Aid Society of Greater Cincinnati. Housing Opportunities Made Equal (H.O.M.E.) received and investigated complaints of housing discrimination based on race, sex, color, nationality, religion, handicap, and familial status for 29 households. H.O.M.E. also disseminated fair housing and tenant/landlord brochures to 52 area agencies and organizations. In addition, H.O.M.E. conducted 1 fair housing seminar for the Middletown Board of Realtors. Finally, H.O.M.E. conducted 12 random tests on the basis of race and familial status.

The Legal Aid Society of Greater Cincinnati operates the City's tenant improvement project, which educates both tenants and landlords on their rights and responsibilities under the law. Among other things, they represent tenants whenever needed to help resolve any potential fair housing violations.

4.) Other Actions:

The largest obstacle to meeting under-served needs remains inadequate ongoing funding. Although NSP funds have been a tremendous help, the City could utilize funds on an ongoing basis for demolition and revitalization efforts. The City has over 3,000 vacant residential and commercial properties in various stages of disrepair that are creating significant blight which in turn are lowering neighborhood home values and creating further vacancies. The Community Revitalization Department will remove blight wherever possible, rehab whenever feasible, and fill quality vacant properties with new homeowners whenever possible. Additional permanent NSP and/or CDBG funding will be necessary to sustain activities over the long term.

5.) Leveraging Resources:

The City of Middletown seeks leveraged funding at every opportunity. In program year 2010 the City leveraged the City's abatement fund (\$116,350.79), and private housing investments from Code Enforcement activities (\$64,300), and voluntary tall, grass, & weed abatement (\$22,760). Comparing these leveraged funds to the \$443,029.64 in CDBG funds spent (not counting RLF); the

City leveraged roughly 46 cents in private non-federal funds for every \$1 of CDBG funds expended.

Managing the Process

1. Describe actions taken during the last year to ensure compliance with program and comprehensive planning requirements.

Program Year 1 CAPER Managing the Process response:

The City completes an annual review of policies and consistently updates individual policies and procedures as needed to improve efficiency. The Community Revitalization Department monitors all subrecipients, tracks timely expenditure requirements, tracks fixed assets, and reviews overall program compliance. Middletown Policies and Procedures all require at least a two-step review process before implementation. This includes but is not limited to: payment processing, monitoring, and reporting.

Citizen Participation

1. Provide a summary of citizen comments.
2. In addition, the performance report provided to citizens must identify the Federal funds made available for furthering the objectives of the Consolidated Plan. For each formula grant program, the grantee shall identify the total amount of funds available (including estimated program income), the total amount of funds committed during the reporting period, the total amount expended during the reporting period, and the geographic distribution and location of expenditures. Jurisdictions are encouraged to include maps in describing the geographic distribution and location of investment (including areas of minority concentration). The geographic distribution and expenditure requirement may also be satisfied by specifying the census tracts where expenditures were concentrated.

*Please note that Citizen Comments and Responses may be included as additional files within the CPMP Tool.

Program Year 1 CAPER Citizen Participation response:

Summaries of the CAPER process and reports were made available to residents beginning June 21, 2011. An ad was placed in the Middletown Journal on June 8th notifying citizens of the public comment period from June 21st to July 6th as well as the second annual public hearing held in City Council Chambers on June 21st. Copies of all relevant documentation were placed at the local library, senior center, in the Community Revitalization Department, and accessible online at: <http://www.cityofmiddletown.org/community/comdev.html>

Comments TBA

Institutional Structure

1. Describe actions taken during the last year to overcome gaps in institutional structures and enhance coordination.

Program Year 1 CAPER Institutional Structure response:

City staff actively participated in the Butler County Housing and Homeless Coalition and continued regional meetings with partner jurisdictions to discuss programmatic and overall community needs. In addition, the City partnered with Neighborhood Housing Services and Lifespan to offer first time homebuyer classes. Foreclosure counseling was provided by Lifespan and Legal Aid of Greater Cincinnati. In addition, the Community Revitalization Director is a member of a county-wide foreclosure prevention group.

Monitoring

1. Describe how and the frequency with which you monitored your activities.
2. Describe the results of your monitoring including any improvements.
3. Self Evaluation
 - a. Describe the effect programs have in solving neighborhood and community problems.
 - b. Describe progress in meeting priority needs and specific objectives and help make community's vision of the future a reality.
 - c. Describe how you provided decent housing and a suitable living environment and expanded economic opportunity principally for low and moderate-income persons.
 - d. Indicate any activities falling behind schedule.
 - e. Describe how activities and strategies made an impact on identified needs.
 - f. Identify indicators that would best describe the results.
 - g. Identify barriers that had a negative impact on fulfilling the strategies and overall vision.
 - h. Identify whether major goals are on target and discuss reasons for those that are not on target.
 - i. Identify any adjustments or improvements to strategies and activities that might meet your needs more effectively.

Program Year 1 CAPER Monitoring response:

In Program Year 2010, the City of Middletown conducted telephone and desk reviews at least quarterly for each subrecipient. For in-house projects, reviews were ongoing to assure project guidelines were met.

Subrecipient monitoring indicated overall program compliance.

Self-Evaluation

- a) *PY2010 projects had measurable effects on neighborhood and community problems. The City returned 994 housing units to property*

- maintenance code compliance. The City resolved 1915 nuisance complaints for trash and/or tall grass. New playground equipment was installed in a low-mod area to replace older equipment.*
- b) All activities funded during PY2010 made an impact on the needs and objectives identified in the Consolidated Plan as measured by the number of persons and households directly and indirectly benefiting from the activities.*
 - c) In PY2010, the City of Middletown provided decent, safe and affordable housing through a variety of housing rehab projects funded through NSP and several code enforcement initiatives. The City utilized HOME funds to provide down payment assistance to 41 new homeowners.*
 - d) The only activity behind the planned schedule is street paving. Documentation is being gathered and this project will be completed in the upcoming program year.*
 - e) The demolition of dilapidated and abandoned housing through NSP continues to be a priority. Demolition, NSP housing rehab, and aggressive code enforcement have produced noticeable, visual revitalization progress in the target neighborhoods. The City continues to aggressively pursue irresponsible home owners and landlords that contribute to the decay of the housing stock in the City.*
 - f) Success is measured by the number of properties inspected and found to have code violations compared to the number of violating properties that were resolved. Success is also measured by comparing the total number of blighted/vacant properties against the total number that were demolished and removed from the City's housing stock.*
 - g) The largest barrier to meeting community needs is ongoing sufficient funding. In the City's Consolidated Plan, it is estimated that the City requires over 10 times its current funding level to address all identified needs. While NSP funding helps significantly, more long-term sustainable funding is needed to ensure revitalization efforts keep moving forward.*
 - h) All major goals are on target.*
 - i) The City is looking at innovative legal tools to force accountability on those properties that are in "limbo" in the foreclosure process. We are looking at additional ways to use CDBG/RLF funding to address deferred maintenance violations on these residential properties.*

The City received \$747,006 in CDBG funds for PY 2010. Combined with \$243,617 of prior year funds and \$1,271 in program income, the City had a total of \$991,894 in entitlement funding for the 2010 program year. In addition, the City continued tracking its CDBG revolving loan fund in IDIS. \$28,724.04 had been drawn down from the RLF in program year 2010 leaving a total RLF available balance as of April 30, 2010 of \$685,472.51. A total of \$443,030 of CDBG funds were expended not including the \$28,724.04 spent from the revolving loan fund. A remaining balance of \$547,593.47 will be carried forward and used in the 2011 program year along with a revolving loan balance of \$685,472.51.

Lead-based Paint

1. Describe actions taken during the last year to evaluate and reduce lead-based paint hazards.

Program Year 1 CAPER Lead-based Paint response:

The City has a staff member that is a lead risk assessor and a lead abatement contractor. All lead hazards are addressed appropriately according to the Lead-Safe Housing Rule. In addition, contractors used by the City are RRP certified lead safe renovators. All rehab work utilizes appropriate lead-safe work practices and lead abatement where deemed necessary.

HOUSING

Housing Needs

*Please also refer to the Housing Needs Table in the Needs.xls workbook.

1. Describe Actions taken during the last year to foster and maintain affordable housing.

Program Year 1 CAPER Housing Needs response:

The City of Middletown had undertaken the following activities in PY2010 to maintain affordable housing:

- 1.) *Housing rehabilitation/Emergency Repair – the City completed extensive rehabilitation on 8 foreclosed homes using NSP funding. Emergency repair was completed through the non-profit, People Working Cooperatively (PWC). 45 households were served through PWC.*
- 2.) *The Middletown Public Housing Agency maintained the number of section 8 vouchers administered by the City. The Housing Choice Voucher Program currently has over 1600 vouchers. The housing agency has fully implemented the FSS to homeownership program allowing section 8 voucher holders to become homeowners.*

Specific Housing Objectives

1. Evaluate progress in meeting specific objective of providing affordable housing, including the number of extremely low-income, low-income, and moderate-income renter and owner households comparing actual accomplishments with proposed goals during the reporting period.
2. Evaluate progress in providing affordable housing that meets the Section 215 definition of affordable housing for rental and owner households comparing actual accomplishments with proposed goals during the reporting period.
3. Describe efforts to address "worst-case" housing needs and housing needs of persons with disabilities.

Program Year 1 CAPER Specific Housing Objectives response:

1 & 2)

The following housing projects meet the definition of affordable housing:

Consolidated Plan Priority	Goal	Actual	Difference	# Very Low Income	# Low Income	# Low-Moderate Income
<i>Housing Rehabilitation (NSP)</i>	5	6	+1	1	1	4
<i>Emergency Repair (PWC)</i>	20	45	+25	0	45	0
<i>Code Enforcement</i>	2000	4846	+2846	0	0	2846
<i>Minor Exterior Rehab under VIP program</i>	15	0	-15*	0	0	0
<i>Down Payment Assistance (HOME funds)</i>	40	41	+1	0	0	41

*The VIP program was completed 5/3/2011, so it will be reported on next year's CAPER. In addition, as a result of the large housing repair blitz completed in PY2009, the program is turning the focus from many houses with small repairs to a few houses with larger repairs.

- 3.) *Housing in Middletown is very affordable. According to an April 9, 2009 Business Week article entitled "It's Now a Renter's Market", the Cincinnati-Middletown, Ohio-KY.-Ind. area ranked #6 in the country for the most affordable rent. In addition, PWC offers programs to persons with disabilities in need of assistance. The City partners with Hope House Rescue Mission, our local homeless shelter to provide services. The City has a wide variety of subsidized housing options including the Housing Choice Voucher Program, properties through the Butler Metropolitan Housing Authority, affordable senior housing and income tax credit properties.*

Public Housing Strategy

1. Describe actions taken during the last year to improve public housing and resident initiatives.

Program Year 1 CAPER Public Housing Strategy response:

The City of Middletown has continued to strengthen its relationship with Butler Metropolitan Housing Authority (BMHA), engaging them through Continuum of care processes. The Director of Community Revitalization and BMHA's Director have each joined several housing and homeless groups and work together to jointly address the public housing needs of Middletown.

Barriers to Affordable Housing

1. Describe actions taken during the last year to eliminate barriers to affordable housing.

Program Year 1 CAPER Barriers to Affordable Housing response:

As discussed in prior program years, the barriers to affordable housing include lending guidelines becoming more stringent and the stressed conditions of the overall housing stock. The City combated these issues by providing down payment assistance to 41 home buyers through the HOME program and offered emergency repair services through the non-profit People Working Cooperatively using CDBG funds. The City completed comprehensive housing rehab through NSP on 6 foreclosed properties that sold at full list price and the City used NSP funds to subsidize the purchase price down to an affordable level.

HOME/ American Dream Down Payment Initiative (ADDI)

1. Assessment of Relationship of HOME Funds to Goals and Objectives
 - a. Evaluate progress made toward meeting goals for providing affordable housing using HOME funds, including the number and types of households served.
2. HOME Match Report
 - a. Use HOME Match Report HUD-40107-A to report on match contributions for the period covered by the Consolidated Plan program year.
3. HOME MBE and WBE Report
 - a. Use Part III of HUD Form 40107 to report contracts and subcontracts with Minority Business Enterprises (MBEs) and Women's Business Enterprises (WBEs).
4. Assessments
 - a. Detail results of on-site inspections of rental housing.
 - b. Describe the HOME jurisdiction's affirmative marketing actions.
 - c. Describe outreach to minority and women owned businesses.

Program Year 1 CAPER HOME/ADDI response:

As the lead agency of the Butler County/City of Middletown HOME consortium, Butler County has included Middletown's response to this section in their Consolidated Plan.

HOMELESS

Homeless Needs

*Please also refer to the Homeless Needs Table in the Needs.xls workbook.

1. Identify actions taken to address needs of homeless persons.
2. Identify actions to help homeless persons make the transition to permanent housing and independent living.
3. Identify new Federal resources obtained from Homeless SuperNOFA.

Program Year 1 CAPER Homeless Needs response:

The City of Middletown is an active participant in the Butler County Housing and Homeless Coalition. Additionally, Butler Metropolitan Housing Authority (BMHA) has a working relationship with Transitional Living who provides mental health assessment and permanent housing placement services. Also, Hope House Rescue Mission is planning extensive changes over the next few years. Hope House services approximately 400 yearly who need temporary shelter. The shelter houses 48-50 people daily. They rehabilitated an abandoned and dilapidated multi-family unit which has been placed into productive use as a women's only shelter to assist women and children in transition from abuse and/or neglect to self sufficiency. Hope House has programs in place that not only provide temporary housing (normally 3-6 months) but also connect with County services (Transition Living/ Section 8) and in-house case management programs to help these families start over. The City also operates a public transit shuttle to Hamilton, the County seat, providing transportation to low income and homeless persons to county agencies.

Specific Homeless Prevention Elements

1. Identify actions taken to prevent homelessness.

Program Year 1 CAPER Specific Housing Prevention Elements response:

The City of Middletown partnered with Hope House Rescue Mission, the local homeless shelter. Hope House purchased an abandoned and dilapidated multi-family unit which was rehabilitated and placed into productive use as a women's-only shelter to assist women and children in transition from abuse and/or neglect to self sufficiency. The City utilized HOME funds to assist the rehabilitation soft costs of the Hope House Rescue Mission to expand their services. The City of Middletown is an active member of the Butler County Housing and Homeless Coalition. In addition Legal Aid of Greater Cincinnati provided foreclosure prevention services to help prevent the loss of housing. Our Director serves on the county-wide foreclosure prevention group and on the county-wide homeless prevention coalition.

Emergency Shelter Grants (ESG)

1. Identify actions to address emergency shelter and transitional housing needs of homeless individuals and families (including significant subpopulations such as those living on the streets).
2. Assessment of Relationship of ESG Funds to Goals and Objectives
 - a. Evaluate progress made in using ESG funds to address homeless and homeless prevention needs, goals, and specific objectives established in the Consolidated Plan.
 - b. Detail how ESG projects are related to implementation of comprehensive homeless planning strategy, including the number and types of individuals and persons in households served with ESG funds.
3. Matching Resources
 - a. Provide specific sources and amounts of new funding used to meet match as required by 42 USC 11375(a)(1), including cash resources, grants, and staff

salaries, as well as in-kind contributions such as the value of a building or lease, donated materials, or volunteer time.

4. State Method of Distribution
 - a. States must describe their method of distribution and how it rated and selected its local government agencies and private nonprofit organizations acting as subrecipients.
5. Activity and Beneficiary Data
 - a. Completion of attached Emergency Shelter Grant Program Performance Chart or other reports showing ESGP expenditures by type of activity. Also describe any problems in collecting, reporting, and evaluating the reliability of this information.
 - b. Homeless Discharge Coordination
 - i. As part of the government developing and implementing a homeless discharge coordination policy, ESG homeless prevention funds may be used to assist very-low income individuals and families at risk of becoming homeless after being released from publicly funded institutions such as health care facilities, foster care or other youth facilities, or corrections institutions or programs.
 - c. Explain how your government is instituting a homeless discharge coordination policy, and how ESG homeless prevention funds are being used in this effort.

Program Year 1 CAPER ESG response:

Not Applicable

COMMUNITY DEVELOPMENT

Community Development

*Please also refer to the Community Development Table in the Needs.xls workbook.

1. Assessment of Relationship of CDBG Funds to Goals and Objectives
 - a. Assess use of CDBG funds in relation to the priorities, needs, goals, and specific objectives in the Consolidated Plan, particularly the highest priority activities.
 - b. Evaluate progress made toward meeting goals for providing affordable housing using CDBG funds, including the number and types of households served.
 - c. Indicate the extent to which CDBG funds were used for activities that benefited extremely low-income, low-income, and moderate-income persons.

Relationship between the use of CDBG funds to the priorities, needs, goals, and objectives identified:

The table below shows the CDBG projects undertaken during PY2010, by category, priority need level, and number of person/households served by income. All programs are designed to assist low and moderate income families.

Priority Need Category & Projects	Priority Need	Description of Activity	Accomplishments	# Very Low Income	# Low Income	# Moderate Income	% of 5 year Goal
Housing							
<i>Owner Occupied Housing Rehab</i>	<i>High</i>	<i>Housing rehab for owner occupied housing units</i>	<i>6 Housing Units (NSP)</i>	<i>1</i>	<i>1</i>	<i>4 (LMMI through NSP)</i>	<i>34%</i>
<i>Emergency Repair (PWC)</i>	<i>Medium</i>	<i>Grant for emergency/minor repair to owner-occupied housing units</i>	<i>45 Housing Units</i>	<i>0</i>	<i>45</i>	<i>0</i>	<i>45%</i>
<i>Code Enforcement</i>	<i>High</i>	<i>Pro-active inspection and referrals to eliminate housing code violations</i>	<i>4846 Inspections</i>	<i>0</i>	<i>0</i>	<i>4846 Total Inspections in low-mod Areas</i>	<i>61%</i>
<i>VIP Program / Minor Exterior Repair</i>	<i>Medium</i>	<i>CDBG funded the materials & volunteer labor was used where possible for minor exterior housing rehab</i>	<i>0 Housing Units</i>	<i>0</i>	<i>0</i>	<i>0</i>	<i>0%</i>
Public Service							
<i>Legal Aid</i>	<i>Medium</i>	<i>Support for Fair Housing activities to resolve tenant/landlord issues</i>	<i>19 Individuals</i>	<i>0</i>	<i>0</i>	<i>19</i>	<i>76%</i>
<i>H.O.M.E.</i>	<i>High</i>	<i>Fair Housing Services for investigation & outreach</i>	<i>Services made available to all residents</i>	<i>0</i>	<i>0</i>	<i>29</i>	<i>39%</i>

2. Changes in Program Objectives

- Identify the nature of and the reasons for any changes in program objectives and how the jurisdiction would change its program as a result of its experiences.

As a result of the 50-house repair blitz completed in PY2009, the VIP program will be addressed differently. In late April to May 2011, the City utilized the program to help two elderly homeowners with more extensive exterior housing rehabilitation. The fundamentals of the program, however, will stay the same. The results of that project will be reported on the PY2011 CAPER.

3. Assessment of Efforts in Carrying Out Planned Actions

- Indicate how grantee pursued all resources indicated in the Consolidated Plan.

- b. Indicate how grantee provided certifications of consistency in a fair and impartial manner.
- c. Indicate how grantee did not hinder Consolidated Plan implementation by action or willful inaction.
 - a.) *Resources are limited. However, the City of Middletown pursued all resources available as indicated in the Consolidated Plan. This included volunteer labor and nuisance abatement paid for from the City's general fund.*
 - b.) *Certifications of consistency are reviewed and signed within 7 days of receipt.*
 - c.) *All projects are completed as soon as all documentation is available.*

4. For Funds Not Used for National Objectives

- a. Indicate how use of CDBG funds did not meet national objectives.
- b. Indicate how did not comply with overall benefit certification.

All CDBG funds used by the City of Middletown met national objectives.

5. Anti-displacement and Relocation – for activities that involve acquisition, rehabilitation or demolition of occupied real property

- a. Describe steps actually taken to minimize the amount of displacement resulting from the CDBG-assisted activities.
- b. Describe steps taken to identify households, businesses, farms or nonprofit organizations who occupied properties subject to the Uniform Relocation Act or Section 104(d) of the Housing and Community Development Act of 1974, as amended, and whether or not they were displaced, and the nature of their needs and preferences.
- c. Describe steps taken to ensure the timely issuance of information notices to displaced households, businesses, farms, or nonprofit organizations.

No CDBG funded activities involved the demolition or acquisition of occupied real property.

- a) *None of the City's programs involved the acquisition or demolition of occupied real property.*
- b) *No CDBG project actions triggered URA or met the definition of displacement.*
- c) *No CDBG project actions resulted in displacement.*

6. Low/Mod Job Activities – for economic development activities undertaken where jobs were made available but not taken by low- or moderate-income persons

- a. Describe actions taken by grantee and businesses to ensure first consideration was or will be given to low/mod persons.
- b. List by job title of all the permanent jobs created/retained and those that were made available to low/mod persons.
- c. If any of jobs claimed as being available to low/mod persons require special skill, work experience, or education, provide a description of steps being taken or that will be taken to provide such skills, experience, or education.

There were no new economic development activities in 2010.

7. Low/Mod Limited Clientele Activities – for activities not falling within one of the categories of presumed limited clientele low and moderate income benefit

- a. Describe how the nature, location, or other information demonstrates the activities benefit a limited clientele at least 51% of whom are low- and moderate-income.

All subrecipients documented income to confirm that at least 51% of individuals/households served were low and moderate income.

8. Program income received

- a. Detail the amount of program income reported that was returned to each individual revolving fund, e.g., housing rehabilitation, economic development, or other type of revolving fund.
- b. Detail the amount repaid on each float-funded activity.
- c. Detail all other loan repayments broken down by the categories of housing rehabilitation, economic development, or other.
- d. Detail the amount of income received from the sale of property by parcel.

a.) In PY 2010, the City receipted \$122,755.89 in the housing rehabilitation revolving loan fund.

b.) Not applicable. The City of Middletown operates on a reimbursement basis.

c.) There were no other loan repayments other than the revolving loan fund.

d.) A total of \$1,270 in CDBG program income was received in PY2010.

No funds were received from the sale of property by parcel.

9. Prior period adjustments – where reimbursement was made this reporting period for expenditures (made in previous reporting periods) that have been disallowed, provide the following information:

- a. The activity name and number as shown in IDIS;
- b. The program year(s) in which the expenditure(s) for the disallowed activity(ies) was reported;
- c. The amount returned to line-of-credit or program account; and
- d. Total amount to be reimbursed and the time period over which the reimbursement is to be made, if the reimbursement is made with multi-year payments.

Not applicable

10. Loans and other receivables

- a. List the principal balance for each float-funded activity outstanding as of the end of the reporting period and the date(s) by which the funds are expected to be received.
- b. List the total number of other loans outstanding and the principal balance owed as of the end of the reporting period.
- c. List separately the total number of outstanding loans that are deferred or forgivable, the principal balance owed as of the end of the reporting period, and the terms of the deferral or forgiveness.
- d. Detail the total number and amount of loans made with CDBG funds that have gone into default and for which the balance was forgiven or written off during the reporting period.
- e. Provide a List of the parcels of property owned by the grantee or its subrecipients that have been acquired or improved using CDBG funds and that are available for sale as of the end of the reporting period.

The City of Middletown has no float-funded activities on which to report. The City acquired a property in March 2011 located at 810 Eighth Ave through foreclosure. This property was acquired as a result of extreme delinquency from the owner on a loan provide by the City through our revolving loan fund. Disposition of the property is pending. Parcel #Q6521027000008

11. Lump sum agreements

- a. Provide the name of the financial institution.
- b. Provide the date the funds were deposited.
- c. Provide the date the use of funds commenced.
- d. Provide the percentage of funds disbursed within 180 days of deposit in the institution.

The City of Middletown did not make any lump sum draws or agreements within this reporting period.

12. Housing Rehabilitation – for each type of rehabilitation program for which projects/units were reported as completed during the program year

- a. Identify the type of program and number of projects/units completed for each program.
- b. Provide the total CDBG funds involved in the program.
- c. Detail other public and private funds involved in the project.

Type of Rehab	# of Units Completed	Total CDBG	Other public/private
<i>Emergency Repair (through PWC)</i>	<i>45</i>	<i>\$49,996.24</i>	<i>n/a</i>

13. Neighborhood Revitalization Strategies – for grantees that have HUD-approved neighborhood revitalization strategies

- a. Describe progress against benchmarks for the program year. For grantees with Federally-designated EZs or ECs that received HUD approval for a neighborhood revitalization strategy, reports that are required as part of the EZ/EC process shall suffice for purposes of reporting progress.

Program Year 1 CAPER Community Development response:

Not applicable

Antipoverty Strategy

1. Describe actions taken during the last year to reduce the number of persons living below the poverty level.

Program Year 1 CAPER Antipoverty Strategy response:

The City of Middletown implemented the anti-poverty strategies contained in the 2010-2014 Consolidated Plan. The plan included the use of governmental and non-

profit agencies to operate programs within Middletown and Butler County to reduce dependency and poverty among city residents. Of the agencies listed in the consolidated plan, the City utilized the following:

- People Working Cooperatively - Provided critical home repairs, energy conservation and maintenance services for low-income homeowners and weatherization for renters. In 2010, PWC provided \$49,996.24 in services to 45 Middletown families.
- Middletown Homeownership Partnership/HOME Program-Funded Down Payment/ Closing Cost Assistance - Provided qualifying home buyers with up to \$10,000 for down payment and closing cost assistance. In 2010, assistance was provided to 41 home purchasers within the City of Middletown.
- Lifespan - Home Buyer Education Classes - presents a series of Middletown homebuyer classes each year designed to teach personal financial management and homebuyer education through discussions of credit reports, loan qualification, mortgage options, making offers and contracting, appraisals, inspections, and post-purchase home maintenance. In PY2010, 113 people attended these classes.
- Neighborhood Housing Services - NHS has been a partner providing administrative services for Middletown's HOME funded down payment assistance program. They also provided home buyer education classes to 64 people in PY2010.
- Housing Opportunities Made Equal - HOME provides fair housing assistance to people who feel they are victims of illegal housing discrimination. They investigate complaints of fair housing violations and offer courses of action to protect housing rights. Client services are free. In PY 2010, HOME investigated 29 claims, successfully resolving all complaints. In addition, they provided fair housing outreach to 52 other agencies, conducted 1 fair housing seminar to the board of Realtors, and completed 12 test cases to investigate any fair housing violations.
- Legal Aid - The City of Middletown, through its CDBG funding, provides financial support to Legal Aid of Southwest Ohio to provide legal services to low and moderate income tenants to protect their rights and improve their access to quality affordable housing. Through CDBG funding, they were able to help 15 people in the 2010 program year.

Public transportation has been expanded to the City of Hamilton, the county seat, and new bus routes opened in 2010 to Trenton and Oxford. A night jobs route started in 2010 to bring low income employees back home after evening shifts. This increase in public transportation opens up transportation to jobs, interviews and public social services. As of April 2011, the Hamilton shuttle was providing transportation to an average of 550 persons per month. The Trenton/Oxford shuttle averages approximately 250 riders per month, and the night jobs shuttle (a demand route) averages 12 riders per month.

In addition, the City of Middletown's Community Revitalization Director is a member of the Butler County Foreclosure Prevention group as well as the Homeless Coalition.

These groups meet monthly to discuss current events and strategies to help alleviate these issues where possible.

NON-HOMELESS SPECIAL NEEDS

Non-homeless Special Needs

*Please also refer to the Non-homeless Special Needs Table in the Needs.xls workbook.

1. Identify actions taken to address special needs of persons that are not homeless but require supportive housing, (including persons with HIV/AIDS and their families).

Program Year 1 CAPER Non-homeless Special Needs response:

While the City of Middletown has maintained its number of Section 8 vouchers to assist those who traditionally have issues securing housing, we have implemented a new administrative plan which, among other things, favors working families, seeks to move families away from areas of concentrated poverty, and requires Section 8 landlords to be more responsible in completing timely repairs on their properties effecting the safety and sustainability of those persons living in supported housing. Middletown continues to work with partner agencies county-wide that provide additional levels of support so that clients can live independently.

Specific HOPWA Objectives

*Please also refer to the HOPWA Table in the Needs.xls workbook.

1. Overall Assessment of Relationship of HOPWA Funds to Goals and Objectives
Grantees should demonstrate through the CAPER and related IDIS reports the progress they are making at accomplishing identified goals and objectives with HOPWA funding. Grantees should demonstrate:
 - a. That progress is being made toward meeting the HOPWA goal for providing affordable housing using HOPWA funds and other resources for persons with HIV/AIDS and their families through a comprehensive community plan;
 - b. That community-wide HIV/AIDS housing strategies are meeting HUD's national goal of increasing the availability of decent, safe, and affordable housing for low-income persons living with HIV/AIDS;
 - c. That community partnerships between State and local governments and community-based non-profits are creating models and innovative strategies to serve the housing and related supportive service needs of persons living with HIV/AIDS and their families;
 - d. That through community-wide strategies Federal, State, local, and other resources are matched with HOPWA funding to create comprehensive housing strategies;
 - e. That community strategies produce and support actual units of housing for persons living with HIV/AIDS; and finally,
 - f. That community strategies identify and supply related supportive services in conjunction with housing to ensure the needs of persons living with HIV/AIDS and their families are met.

2. This should be accomplished by providing an executive summary (1-5 pages) that includes:
 - a. Grantee Narrative
 - i. Grantee and Community Overview
 - (1) A brief description of your organization, the area of service, the name of each project sponsor and a broad overview of the range/type of housing activities and related services
 - (2) How grant management oversight of project sponsor activities is conducted and how project sponsors are selected
 - (3) A description of the local jurisdiction, its need, and the estimated number of persons living with HIV/AIDS
 - (4) A brief description of the planning and public consultations involved in the use of HOPWA funds including reference to any appropriate planning document or advisory body
 - (5) What other resources were used in conjunction with HOPWA funded activities, including cash resources and in-kind contributions, such as the value of services or materials provided by volunteers or by other individuals or organizations
 - (6) Collaborative efforts with related programs including coordination and planning with clients, advocates, Ryan White CARE Act planning bodies, AIDS Drug Assistance Programs, homeless assistance programs, or other efforts that assist persons living with HIV/AIDS and their families.
 - ii. Project Accomplishment Overview
 - (1) A brief summary of all housing activities broken down by three types: emergency or short-term rent, mortgage or utility payments to prevent homelessness; rental assistance; facility based housing, including development cost, operating cost for those facilities and community residences
 - (2) The number of units of housing which have been created through acquisition, rehabilitation, or new construction since 1993 with any HOPWA funds
 - (3) A brief description of any unique supportive service or other service delivery models or efforts
 - (4) Any other accomplishments recognized in your community due to the use of HOPWA funds, including any projects in developmental stages that are not operational.
 - iii. Barriers or Trends Overview
 - (1) Describe any barriers encountered, actions in response to barriers, and recommendations for program improvement
 - (2) Trends you expect your community to face in meeting the needs of persons with HIV/AIDS, and
 - (3) Any other information you feel may be important as you look at providing services to persons with HIV/AIDS in the next 5-10 years
 - b. Accomplishment Data
 - i. Completion of CAPER Performance Chart 1 of Actual Performance in the provision of housing (Table II-1 to be submitted with CAPER).
 - ii. Completion of CAPER Performance Chart 2 of Comparison to Planned Housing Actions (Table II-2 to be submitted with CAPER).

Program Year 1 CAPER Specific HOPWA Objectives response:

Not Applicable

OTHER NARRATIVE

Include any CAPER information that was not covered by narratives in any other section.

Program Year 1 CAPER Other Narrative response:

Not Applicable

The Middletown Journal

AFFIDAVIT OF PUBLICATION

P.O. Box 643157

Cincinnati, OH 45264-3157

937-225-7367

CITY OF MIDDLETOWN

ONE DONHAM PLZ

MIDDLETOWN, OH 45042

STATE OF OHIO

Legal Act: 11-7277

NOTICE OF FY 2010 HUD "CAPER" COMMENT PERIOD & PUBLIC HEARING

The City of Middletown, as directed by the U.S. Department of Housing and Urban Development (HUD), is completing a performance report for Program Year 2010 (May 1, 2010 through April 30, 2011). This report, the Consolidated Annual Performance and Evaluation Report (CAPER), includes projects undertaken through the Community Development Block Grant (CDBG) Program.

The CAPER describes accomplishments in fiscal year 2010. CAPER information will be available to the public for review online at <http://www.cityofmiddletown.org/community/comdev.htm> or at the Middletown Library, Senior Center, or the City Building in the Community Revitalization Department. The required 15 day public comment period will start on June 21, 2011 and end on July 6, 2011. Written comments will be accepted during that time and may be dropped off or mailed to:

City of Middletown
Community Revitalization Department
Attn: CAPER comments
1 Donham Plaza
Middletown, OH 45042

The City of Middletown is also holding its required 2nd public hearing to discuss activities undertaken by the Community Revitalization Department as reflected in the FY 2010 CAPER. This public hearing will be held on Tuesday, June 21st, 2011 at or around 6:00pm in the City Council Chambers on the lower level of the City Building, 1 Donham Plaza, Middletown, Ohio.
13411934 6-8/11

Signed

Amy Kirby

Sworn or affirmed to, and subscribed before me, this 6/14/2011. In Testimony Whereof, I have hereunto set my hand and affixed my official seal, the day and year aforesaid.



Before me, the undersigned, a Notary public in and for said County, personally came Amy Kirby who being first duly sworn says he/she is the Legal Advertising Agent of the The Middletown Journal, which he/she says is a newspaper of general circulation in Montgomery, Clark, Warren, Butler, Clinton, Greene, Preble, Miami, Darke, Mercer, Shelby, Fayette, Logan, Hamilton, Clermont, Auglaize, and Champaign Counties, and State of Ohio, and he/she further says that the Legal Advertisement, a copy of which is hereunto attached, has been published in the said The Middletown Journal 38 Lines, 1 Time(s), last day of publication being 6/8/2011, and he/she further says that the bona fide daily paid circulation of the said The Middletown Journal was over (10000) at the time the said advertisement was published, and that the price charged for same does not exceed the rates charged on annual contract for the like amount of space to other advertisers in the general display advertising columns.

Invoice No.	13411934
Ad Cost	\$127.30
Paid	\$0.00
Due	\$127.30

Status: Open
Location: ,
Objective:
Outcome:
Matrix Code: General Program Administration (21A)
National Objective:

Initial Funding Date: 01/01/0001
Financing

Funded Amount: 4,956,282.00
Drawn Thru Program Year: 4,956,282.00
Drawn In Program Year: 0.00

Proposed Accomplishments

Annual Accomplishments

Year # Benefiting

Accomplishment Narrative

Status: Completed
Location: 800 Lafayette Ave Middletown, OH 45044-7335
Objective: Create suitable living environments
Outcome: Sustainability
Matrix Code: Neighborhood Facilities (03E)
National Objective: LMA

Initial Funding Date: 08/05/2008
Financing

Funded Amount: 9,707.53
Drawn Thru Program Year: 9,707.53
Drawn In Program Year: 3,719.72

Proposed Accomplishments

Public Facilities : 1
Total Population in Service Area: 2,999
Census Tract Percent Low / Mod: 60.00

Description:

PROVIDE MINOR REHABILITATION ASSISTANCE TO THE MIDDLETOWN COMMUNITY CENTER WHICH IS LOCATED IN A LOW-MOD CENSUS TRACT.

Annual Accomplishments

Year # Benefiting

Accomplishment Narrative

Status: Completed
Location: CITY WIDE MIDDLETOWN, OH 45042

Objective: Provide decent affordable housing
Outcome: Availability/accessibility
Matrix Code: Rehab; Single-Unit Residential (14A) National Objective: LMH

Initial Funding Date: 05/29/2009
Financing

Funded Amount: 150,000.00
Drawn Thru Program Year: 150,000.00
Drawn In Program Year: 12,877.76

Proposed Accomplishments

Housing Units : 30

Actual Accomplishments

Number assisted:

	Owner		Renter		Total		Person	
	Total	Hispanic	Total	Hispanic	Total	Hispanic	Total	Hispanic
White:	78	0	0	0	78	0	0	0
Black/African American:	34	0	0	0	34	0	0	0
Asian:	0	0	0	0	0	0	0	0
American Indian/Alaskan Native:	0	0	0	0	0	0	0	0
Native Hawaiian/Other Pacific Islander:	0	0	0	0	0	0	0	0
American Indian/Alaskan Native & White:	0	0	0	0	0	0	0	0
Asian White:	0	0	0	0	0	0	0	0
Black/African American & White:	0	0	0	0	0	0	0	0
American Indian/Alaskan Native & Black/African American:	0	0	0	0	0	0	0	0
Other multi-racial:	0	0	0	0	0	0	0	0
Asian/Pacific Islander:	0	0	0	0	0	0	0	0
Hispanic:	0	0	0	0	0	0	0	0
Total:	112	0	0	0	112	0	0	0

Female-headed Households:

80 0

Income Category:

	Owner	Renter	Total	Person
Extremely Low	0	0	0	0
Low Mod	112	0	112	0
Moderate	0	0	0	0
Non Low Moderate	0	0	0	0
Total	112	0	112	0
Percent Low/Mod	100.0%			100.0%

Description:
FUNDS WILL BE USED TO ASSIST HOMEOWNERS WITH EMERGENCY HEALTH AND SAFETY ISSUES.

Annual Accomplishments

Year # Benefiting

2009 112 People Working Cooperatively (PWC) provided emergency repair services to 112 household in program year 2009. Typical repairs consisted of furnace

Accomplishment Narrative

Status: Completed

Location: CITY WIDE MIDDLETOWN, OH 45042

Objective: Provide decent affordable housing

Outcome: Availability/accessibility

Matrix Code: Rehabilitation Administration (14H) National Objective: LMH

Initial Funding Date:

05/29/2009

Description:

FUNDS TO BE USED FOR PROGRAM ADMINISTRATION OF MIDDLETOWN REHAB PROGRAMS.

Funded Amount:

24,677.80

Drawn Thru Program Year:

24,677.80

Drawn In Program Year:

1,002.73

Proposed Accomplishments

Actual Accomplishments

Number assisted:

White:

Black/African American:

Asian:

American Indian/Alaskan Native:

Native Hawaiian/Other Pacific Islander:

American Indian/Alaskan Native & White:

Asian White:

Black/African American & White:

American Indian/Alaskan Native & Black/African American:

Other multi-racial:

Asian/Pacific Islander:

Hispanic:

Total:

Female-headed Households:

Income Category:

Extremely Low

Low Mod

Moderate

Non Low Moderate

Total

Percent Low/Mod

	Owner		Renter		Total		Person	
	Total	Hispanic	Total	Hispanic	Total	Hispanic	Total	Hispanic
White:	0	0	0	0	0	0	0	0
Black/African American:	0	0	0	0	0	0	0	0
Asian:	0	0	0	0	0	0	0	0
American Indian/Alaskan Native:	0	0	0	0	0	0	0	0
Native Hawaiian/Other Pacific Islander:	0	0	0	0	0	0	0	0
American Indian/Alaskan Native & White:	0	0	0	0	0	0	0	0
Asian White:	0	0	0	0	0	0	0	0
Black/African American & White:	0	0	0	0	0	0	0	0
American Indian/Alaskan Native & Black/African American:	0	0	0	0	0	0	0	0
Other multi-racial:	0	0	0	0	0	0	0	0
Asian/Pacific Islander:	0	0	0	0	0	0	0	0
Hispanic:	0	0	0	0	0	0	0	0
Total:	0	0	0	0	0	0	0	0
Female-headed Households:	0		0		0			

	Owner	Renter	Total	Person
Extremely Low	0	0	0	0
Low Mod	0	0	0	0
Moderate	0	0	0	0
Non Low Moderate	0	0	0	0
Total	0	0	0	0

Annual Accomplishments

Year # Benefiting

Accomplishment Narrative

FUNDS WILL BE USED TO PAY FOR PROGRAM DELIVERY COSTS. HARD COSTS AND ACCOMPLISHMENTS WILL BE REPORTED UNDER

2009

Status: Completed

Location: CITY WIDE MIDDLETOWN, OH 45042

Objective: Provide decent affordable housing

Outcome: Availability/accessibility

Matrix Code: Fair Housing Activities (if CDGS, then National Objective: LMC

Initial Funding Date:

07/27/2009

Financing

Funded Amount:

4,000.00

Drawn Thru Program Year:

4,000.00

Drawn In Program Year:

129.47

Proposed Accomplishments

People (General) : 15

Actual Accomplishments

Number assisted:

White:

Black/African American:

Asian:

American Indian/Alaskan Native:

Native Hawaiian/Other Pacific Islander:

American Indian/Alaskan Native & White:

Asian White:

Black/African American & White:

American Indian/Alaskan Native & Black/African American:

Other multi-racial:

Asian/Pacific Islander:

Hispanic:

Total:

Female-headed Households:

Income Category:

Extremely Low

Low Mod

Moderate

	Owner		Renter		Total		Person	
	Total	Hispanic	Total	Hispanic	Total	Hispanic	Total	Hispanic
White:	0	0	0	0	0	0	8	0
Black/African American:	0	0	0	0	0	0	5	0
Asian:	0	0	0	0	0	0	0	0
American Indian/Alaskan Native:	0	0	0	0	0	0	0	0
Native Hawaiian/Other Pacific Islander:	0	0	0	0	0	0	0	0
American Indian/Alaskan Native & White:	0	0	0	0	0	0	0	0
Asian White:	0	0	0	0	0	0	0	0
Black/African American & White:	0	0	0	0	0	0	0	0
American Indian/Alaskan Native & Black/African American:	0	0	0	0	0	0	0	0
Other multi-racial:	0	0	0	0	0	0	4	3
Asian/Pacific Islander:	0	0	0	0	0	0	0	0
Hispanic:	0	0	0	0	0	0	0	0
Total:	0	0	0	0	0	0	17	3
Female-headed Households:	0		0		0			

	Owner	Renter	Total	Person
Extremely Low	0	0	0	9
Low Mod	0	0	0	3
Moderate	0	0	0	5

Non Low Moderate 0 0 0 0 0
 Total 0 0 0 0 17
 Percent Low/Mod 100.0%

Annual Accomplishments Accomplishment Narrative

Year # Benefiting

2009 17 Housing Opportunities Made Equal (H.O.M.E.) received and investigated complaints of housing discrimination based on race, sex, color, nationality,

Status: Completed Objective: Create economic opportunities
 Location: CITY WIDE MIDDLETOWN, OH 45042 Outcome: Availability/accessibility
 Matrix Code: Housing Counseling (05U) National Objective: LMC

Initial Funding Date: 06/18/2009 Description: HOMEBUYER EDUCATION FOR FIRST TIME HOMEBUYERS.
 Financing

Funded Amount: 13,283.59
 Drawn Thru Program Year: 13,283.59
 Drawn In Program Year: 6,647.18

Proposed Accomplishments

Households (General) : 300

Actual Accomplishments

Number assisted:

	Owner		Renter		Total		Person	
	Total	Hispanic	Total	Hispanic	Total	Hispanic	Total	Hispanic
White:	81	0	0	0	81	0	0	0
Black/African American:	12	0	0	0	12	0	0	0
Asian:	1	0	0	0	1	0	0	0
American Indian/Alaskan Native:	1	0	0	0	1	0	0	0
Native Hawaiian/Other Pacific Islander:	1	0	0	0	1	0	0	0
American Indian/Alaskan Native & White:	0	0	0	0	0	0	0	0
Asian White:	0	0	0	0	0	0	0	0
Black/African American & White:	0	0	0	0	0	0	0	0
American Indian/Alaskan Native & Black/African American:	0	0	0	0	0	0	0	0
Other multi-racial:	2	2	0	0	2	2	0	0
Asian/Pacific Islander:	0	0	0	0	0	0	0	0
Hispanic:	0	0	0	0	0	0	0	0
Total:	98	2	0	0	98	2	0	0

Female-headed Households:

0

Income Category:

	Owner	Renter	Total	Person
Extremely Low	6	0	6	0
Low Mod	12	0	12	0

Moderate	80	0	80	0
Non Low Moderate	0	0	0	0
Total	98	0	98	0
Percent Low/Mod	100.0%		100.0%	

Annual Accomplishments **Accomplishment Narrative**

Year	# Benefitting
------	---------------

2009	98	LifeSpan, Inc. provided first time home buyer education classes for 98 individuals in the 2009 program year. These classes were a prerequisite for a
------	----	--

Status: Completed

Location: CDBG TARGET AREAS MIDDLETOWN, OH 45042

Objective: Create suitable living environments

Outcome: Sustainability

Matrix Code: Code Enforcement (15)

National Objective: LMA

Initial Funding Date:

Financing

06/18/2009

Funded Amount:

178,717.77

Drawn Thru Program Year:

178,717.77

Drawn In Program Year:

9,177.99

Proposed Accomplishments

Housing Units : 500

Total Population in Service Area: 51,140

Census Tract Percent Low / Mod: 52.50

Description:

PROVIDE FOR CODE ENFORCEMENT ACTIVITIES. CODE ENFORCEMENT STAFF INSPECTS PROPERTIES FOR VIOLATIONS TO ENCOURAGE QUALITY HOUSING AND REDUCTION OF BLIGHT

Annual Accomplishments

Year	# Benefitting
------	---------------

Accomplishment Narrative

2009

Code enforcement activities have been a strong priority for the City. In PY2009, code enforcement staff made a total of 7,726 inspections which included

Status: Completed

Location: ONE DONHAM PLAZA MIDDLETOWN, OH 45042

Objective:

Outcome:

Matrix Code: General Program Administration (21A)

National Objective:

Initial Funding Date:

Financing

06/24/2009

Funded Amount:

158,487.59

Drawn Thru Program Year:

158,487.59

Drawn In Program Year:

530.78

Description:

PLANNING AND GENERAL ADMINISTRATION OF GRANTS

Proposed Accomplishments

Annual Accomplishments

Year # Benefiting



Status: Completed
 Location: CITY WIDE MIDDLETOWN, OH 45042
 Objective: Provide decent affordable housing
 Outcome: Affordability
 Matrix Code: Rehab; Single-Unit Residential (14A)
 National Objective: LMH

Initial Funding Date: 05/29/2009
 Financing
 FUNDS USED TO REHABILITATE LOW-MODERATE INCOME HOUSING

Funded Amount: 205,180.61
 Drawn Thru Program Year: 205,180.61
 Drawn In Program Year: 12,598.00

Proposed Accomplishments

Housing Units : 10

Actual Accomplishments

Number assisted:

	Owner		Renter		Total		Person	
	Total	Hispanic	Total	Hispanic	Total	Hispanic	Total	Hispanic
White:	9	0	0	0	9	0	0	0
Black/African American:	2	0	0	0	2	0	0	0
Asian:	0	0	0	0	0	0	0	0
American Indian/Alaskan Native:	0	0	0	0	0	0	0	0
Native Hawaiian/Other Pacific Islander:	0	0	0	0	0	0	0	0
American Indian/Alaskan Native & White:	0	0	0	0	0	0	0	0
Asian White:	0	0	0	0	0	0	0	0
Black/African American & White:	0	0	0	0	0	0	0	0
American Indian/Alaskan Native & Black/African American:	0	0	0	0	0	0	0	0
Other multi-racial:	0	0	0	0	0	0	0	0
Asian/Pacific Islander:	0	0	0	0	0	0	0	0
Hispanic:	0	0	0	0	0	0	0	0
Total:	11	0	0	0	11	0	0	0

Female-headed Households:

0 3

Income Category:

	Owner	Renter	Total	Person
Extremely Low	0	0	0	0
Low Mod	0	0	0	0
Moderate	11	0	11	0
Non Low Moderate	0	0	0	0

Total 11 0 11 0

Percent Low/Mod 100.0% 100.0%

Annual Accomplishments Accomplishment Narrative

Year # Benefitting

2009 11 PROVIDE LOW INTEREST LOANS TO LOW-MOD INCOME HOMEOWNERS IN NEED OF COMPREHENSIVE HOME REHAB.

Status: Completed

Location: 1 Donham Plz Middletown, OH 45042-1932

Objective: Create suitable living environments

Outcome: Sustainability

Matrix Code: Public Facilities and Improvement

National Objective: LMA

Initial Funding Date:

11/02/2009

Financing

Funded Amount:

48,912.00

Drawn Thru Program Year:

48,912.00

Drawn In Program Year:

48,912.00

Proposed Accomplishments

Public Facilities : 1

Total Population in Service Area: 4,954

Census Tract Percent Low / Mod: 70.50

Description:

The City of Middletown will us this allocation for replacing deteriorated playground equipment located in CDBG LMA target areas

Annual Accomplishments

Year # Benefitting

Accomplishment Narrative

2009

Project was completed in program year 2010. All equipment was installed at Old South Park in Middletown.

Status: Completed

Location: 1 Donham Plz Middletown, OH 45042-1932

Objective: Create suitable living environments

Outcome: Sustainability

Matrix Code: Rehab; Single-Unit Residential (14A)

National Objective: LMH

Initial Funding Date:

07/06/2010

Financing

Funded Amount:

49,996.24

Drawn Thru Program Year:

49,996.24

Drawn In Program Year:

49,996.24

Proposed Accomplishments

Housing Units : 20

Description:

FUNDS WILL BE USED TO ASSIST HOMEOWNERS WITH EMERGENCY HEALTH AND SAFETY ISSUES.

Actual Accomplishments**Number assisted:**

	Owner		Renter		Total		Person	
	Total	Hispanic	Total	Hispanic	Total	Hispanic	Total	Hispanic
White:	31	1	0	0	31	1	0	0
Black/African American:	11	0	0	0	11	0	0	0
Asian:	0	0	0	0	0	0	0	0
American Indian/Alaskan Native:	0	0	0	0	0	0	0	0
Native Hawaiian/Other Pacific Islander:	0	0	0	0	0	0	0	0
American Indian/Alaskan Native & White:	0	0	0	0	0	0	0	0
Asian White:	0	0	0	0	0	0	0	0
Black/African American & White:	0	0	0	0	0	0	0	0
American Indian/Alaskan Native & Black/African American:	0	0	0	0	0	0	0	0
Other multi-racial:	3	0	0	0	3	0	0	0
Asian/Pacific Islander:	0	0	0	0	0	0	0	0
Hispanic:	0	0	0	0	0	0	0	0
Total:	45	1	0	0	45	1	0	0

Female-headed Households:

26 0 26

Income Category:

	Owner	Renter	Total	Person
Extremely Low	0	0	0	0
Low Mod	45	0	45	0
Moderate	0	0	0	0
Non Low Moderate	0	0	0	0
Total	45	0	45	0
Percent Low/Mod	100.0%		100.0%	

Annual Accomplishments
Year # Benefiting**Accomplishment Narrative**

2010 45 PWC completed emergency home repairs for 45 low-income household in PY2010. Repairs consisted of anything from a plumbing lead to furnace.

Status: Completed

Location:

1 Donham Plz Middletown, OH 45042-1932

Objective: Create suitable living environments

Outcome: Sustainability

Matrix Code: Rehab; Single-Unit Residential (14A)

National Objective: LMH

Initial Funding Date:

06/07/2010

Financing

Funded Amount:

370.00

Drawn Thru Program Year:

370.00

Drawn In Program Year:

370.00

Proposed Accomplishments**Description:**

PROVIDE EXTERIOR RESIDENTIAL HOUSING REHABILITATION TO LOW-MOD INCOME HOMEOWNERS. FUNDS PAY FOR MATERIALS AND VOLUNTEER LABOR IS UTILIZED WHENEVER POSSIBLE.

Housing Units : 50

Actual Accomplishments

Number assisted:

	Owner		Renter		Total		Person	
	Total	Hispanic	Total	Hispanic	Total	Hispanic	Total	Hispanic
White:	0	0	0	0	0	0	0	0
Black/African American:	0	0	0	0	0	0	0	0
Asian:	0	0	0	0	0	0	0	0
American Indian/Alaskan Native:	0	0	0	0	0	0	0	0
Native Hawaiian/Other Pacific Islander:	0	0	0	0	0	0	0	0
American Indian/Alaskan Native & White:	0	0	0	0	0	0	0	0
Asian White:	0	0	0	0	0	0	0	0
Black/African American & White:	0	0	0	0	0	0	0	0
American Indian/Alaskan Native & Black/African American:	0	0	0	0	0	0	0	0
Other multi-racial:	0	0	0	0	0	0	0	0
Asian/Pacific Islander:	0	0	0	0	0	0	0	0
Hispanic:	0	0	0	0	0	0	0	0
Total:	0	0	0	0	0	0	0	0

Female-headed Households:

Income Category:	Owner	Renter	Total	Person
Extremely Low	0	0	0	0
Low Mod	0	0	0	0
Moderate	0	0	0	0
Non Low Moderate	0	0	0	0
Total	0	0	0	0
Percent Low/Mod				

Annual Accomplishments
Year # Benefiting

Accomplishment Narrative

2010

The \$370 spent in this activity was for a property located at 1816 Carolina. That property was part of the 50 house blitz reported on activity #297. The City

Status: Completed

Location: 1 Donham Plz Middletown, OH 45042-1932

Objective: Create suitable living environments

Outcome: Sustainability

Matrix Code: Rehabilitation Administration (14H)

National Objective: LMH

Initial Funding Date:
Financing

06/07/2010

Description:
FUNDS TO BE USED FOR PROGRAM ADMINISTRATION OF MIDDLETOWN REHAB PROGRAMS.

Funded Amount:

17,989.11

Drawn Thru Program Year: 17,744.80
Drawn In Program Year: 17,744.80

Proposed Accomplishments

Housing Units : 25

Actual Accomplishments

Number assisted:

	Owner		Renter		Total		Person	
	Total	Hispanic	Total	Hispanic	Total	Hispanic	Total	Hispanic
White:	0	0	0	0	0	0	0	0
Black/African American:	0	0	0	0	0	0	0	0
Asian:	0	0	0	0	0	0	0	0
American Indian/Alaskan Native:	0	0	0	0	0	0	0	0
Native Hawaiian/Other Pacific Islander:	0	0	0	0	0	0	0	0
American Indian/Alaskan Native & White:	0	0	0	0	0	0	0	0
Asian White:	0	0	0	0	0	0	0	0
Black/African American & White:	0	0	0	0	0	0	0	0
American Indian/Alaskan Native & Black/African American:	0	0	0	0	0	0	0	0
Other multi-racial:	0	0	0	0	0	0	0	0
Asian/Pacific Islander:	0	0	0	0	0	0	0	0
Hispanic:	0	0	0	0	0	0	0	0
Total:	0	0	0	0	0	0	0	0

Female-headed Households:

Income Category:	Owner	Renter	Total	Person
Extremely Low	0	0	0	0
Low Mod	0	0	0	0
Moderate	0	0	0	0
Non Low Moderate	0	0	0	0
Total	0	0	0	0
Percent Low/Mod				

Annual Accomplishments

Year # Benefiting

Accomplishment Narrative

2010

This activity was set up for the purposes of providing legal and administrative services for the City's revolving loan fund and other rehabilitation programs.

Status: Open
Location:

Objective:
Outcome:
Matrix Code: Fair Housing Activities (subject to 20% National Objective:

Initial Funding Date: 07/06/2010
Financing


Funded Amount: 3,363.72
Drawn Thru Program Year: 3,363.72
Drawn In Program Year: 3,363.72

Proposed Accomplishments

Annual Accomplishments

Year # Benefitting

Accomplishment Narrative



Status: Canceled
Location: 800 Lafayette Ave Middletown, OH 45042

Objective: Create suitable living environments
Outcome: Sustainability
Matrix Code: Public Facilities and Improvement
National Objective: LMA

Initial Funding Date: 07/06/2010

Financing

Funded Amount: 0.00
Drawn Thru Program Year: 0.00
Drawn In Program Year: 0.00


Proposed Accomplishments

Public Facilities : 3
Total Population in Service Area: 51,140
Census Tract Percent Low / Mod: 52.50

Annual Accomplishments

Year # Benefitting

Accomplishment Narrative



Status: Completed
Location: 10 Journal Sq Hamilton, OH 45011-2799

Objective: Create suitable living environments
Outcome: Sustainability
Matrix Code: Legal Services (05C)
National Objective: LMC

Initial Funding Date: 07/06/2010

Financing

Funded Amount: 10,000.00

Description:
PROVIDE LEGAL ASSISTANCE TO LOW AND MODERATE INCOME RESIDENTS WHO NEED LEGAL ADVICE TO: ENFORCE LANDLORDS TO MAKE NECESSARY REPAIRS ON THEIR RENTAL HOUSING, ENFORCE FAIR HOUSING LAWS, AND/OR PROVIDE FORECLOSURE PREVENTION ASSISTANCE TO

HOMEOWNERS

Drawn Thru Program Year: 10,000.00
 Drawn In Program Year: 10,000.00

Proposed Accomplishments

People (General) : 25

Actual Accomplishments

Number assisted:

	Owner		Renter		Total		Person	
	Total	Hispanic	Total	Hispanic	Total	Hispanic	Total	Hispanic
White:	0	0	0	0	0	0	12	0
Black/African American:	0	0	0	0	0	0	3	0
Asian:	0	0	0	0	0	0	0	0
American Indian/Alaskan Native:	0	0	0	0	0	0	0	0
Native Hawaiian/Other Pacific Islander:	0	0	0	0	0	0	0	0
American Indian/Alaskan Native & White:	0	0	0	0	0	0	0	0
Asian White:	0	0	0	0	0	0	0	0
Black/African American & White:	0	0	0	0	0	0	0	0
American Indian/Alaskan Native & Black/African American:	0	0	0	0	0	0	0	0
Other multi-racial:	0	0	0	0	0	0	0	0
Asian/Pacific Islander:	0	0	0	0	0	0	0	0
Hispanic:	0	0	0	0	0	0	0	0
Total:	0	0	0	0	0	0	15	0

Female-headed Households:

0 0

Income Category:

	Owner	Renter	Total	Person
Extremely Low	0	0	0	13
Low Mod	0	0	0	1
Moderate	0	0	0	1
Non Low Moderate	0	0	0	0
Total	0	0	0	15
Percent Low/Mod				100.0%

Annual Accomplishments	Accomplishment Narrative
Year	# Benefiting

2010 15 In program year 2010, Legal Aid of Greater Cincinnati assisted 15 new low-moderate income clients with issues such as tenant/landlord disputes,

Status: Canceled
 Location: TBA Middletown, OH 45042

Objective: Create suitable living environments
 Outcome: Sustainability
 Matrix Code: Street Improvements (03K)

National Objective: LMA

Initial Funding Date: 07/06/2010

Financing

Description:
 FUNDS WILL BE USED TO REPAVE STREET(S) THAT ARE IN GREATEST NEED OF REPLACEMENT.


Funded Amount: 0.00
Drawn Thru Program Year: 0.00
Drawn In Program Year: 0.00

Proposed Accomplishments

People (General) : 200
Total Population in Service Area: 51,140
Census Tract Percent Low / Mod: 52.50

Annual Accomplishments **Accomplishment Narrative**

Year # Benefiting



Status: Open
Location: 1 Donham Plz Middletown, OH 45042-1932

Objective: Create suitable living environments
Outcome: Sustainability
Matrix Code: Code Enforcement (15)

National Objective: LMA

Initial Funding Date:
Financing

06/07/2010

Funded Amount: 185,470.32
Drawn Thru Program Year: 185,470.32
Drawn In Program Year: 185,470.32

Proposed Accomplishments

Organizations : 200
Total Population in Service Area: 51,140
Census Tract Percent Low / Mod: 52.50

Annual Accomplishments **Accomplishment Narrative**

Year # Benefiting



Status: Open
Location: ,

Objective:
Outcome:
Matrix Code: General Program Administration (21A)

National Objective:

Initial Funding Date:
Financing

06/07/2010


Description:
PLANNING AND GENERAL ADMINISTRATION EXPENSES

Funded Amount: 93,086.93
Drawn Thru Program Year: 93,086.93
Drawn In Program Year: 93,086.93

Proposed Accomplishments

Annual Accomplishments

Year # Benefitting



Status: Open
Location: 1 Donham Plz Middletown, OH 45042-1932
Objective: Provide decent affordable housing
Outcome: Sustainability
Matrix Code: Rehab; Single-Unit Residential (14A)
National Objective: LMH

Initial Funding Date: 06/07/2010
Financing
Description: FUNDS USED TO REHABILITATE LOW-MODERATE INCOME HOUSING

Funded Amount: 150,000.00
Drawn Thru Program Year: 28,724.04
Drawn In Program Year: 28,724.04

Proposed Accomplishments

Housing Units : 3

Actual Accomplishments

Number assisted:

	Owner		Renter		Total		Person	
	Total	Hispanic	Total	Hispanic	Total	Hispanic	Total	Hispanic
White:	0	0	0	0	0	0	0	0
Black/African American:	0	0	0	0	0	0	0	0
Asian:	0	0	0	0	0	0	0	0
American Indian/Alaskan Native:	0	0	0	0	0	0	0	0
Native Hawaiian/Other Pacific Islander:	0	0	0	0	0	0	0	0
American Indian/Alaskan Native & White:	0	0	0	0	0	0	0	0
Asian White:	0	0	0	0	0	0	0	0
Black/African American & White:	0	0	0	0	0	0	0	0
American Indian/Alaskan Native & Black/African American:	0	0	0	0	0	0	0	0
Other multi-racial:	0	0	0	0	0	0	0	0
Asian/Pacific Islander:	0	0	0	0	0	0	0	0
Hispanic:	0	0	0	0	0	0	0	0
Total:	0	0	0	0	0	0	0	0

Female-headed Households:

Income Category:	Owner	Renter	Total	Person
Extremely Low	0	0	0	0

Low Mod	0	0	0	0
Moderate	0	0	0	0
Non Low Moderate	0	0	0	0
Total	0	0	0	0
Percent Low/Mod				

Annual Accomplishments
Year # Benefitting

Accomplishment Narrative

Total Funded Amount: \$6,259,525.21
Total Drawn Thru Program Year: \$6,138,004.94
Total Drawn In Program Year: \$484,351.68

PR06 - Summary of Consolidated Plan Projects for Report Year

Page by:
Grantee: MIDDLETOWN

Plan Year	IDIS Project	Project Title and Description	Program	Project Estimate	Committed Amount	Amount Drawn Thru Report Year	Amount Available to Draw	Amount Drawn in Report Year
2010	1	Housing Revitalization	CDBG	\$237,000.00	\$218,355.35	\$96,835.08	\$121,520.27	\$96,835.08
		This project is utilized for funding housing rehabilitation programs.						
2		Public Services	CDBG	\$44,000.00	\$13,363.72	\$13,363.72	\$0.00	\$13,363.72
		This project is utilized to fund facilities and/or programs for the benefit of low and moderate income residents.						
3		Public Facilities and Improvements	CDBG	\$200,000.00	\$0.00	\$0.00	\$0.00	\$0.00
		This project is utilized to fund public improvements.						
4		Neighborhood Revitalization	CDBG	\$221,000.00	\$185,470.32	\$185,470.32	\$0.00	\$185,470.32
		This project provides funds to enhance or maintain the quality of neighborhoods by utilizing activities such as code enforcement and/or demolition.						
5		Grants Management	CDBG	\$145,401.20	\$93,086.93	\$93,086.93	\$0.00	\$93,086.93
		This project will be used to provide funds for administration purposes.						

PR23 (1 of 7) - Count of CDBG Activities with Disbursements by Activity Group & Matrix Code

Page by:
Grantee: 1223:MIDDLETOWN
For Program Year: 2010

Activity Group	Activity Category	Underway Count	Underway Activities Disbursed	Completed Count	Completed Activities Disbursed	Program Year Count	Total Activities Disbursed
Housing	Reliab, Single-Unit Residential (14A)	1	\$28,724.04	4	\$75,842.00	5	\$104,566.04
	Rehabilitation Administration (14H)	0	\$0.00	2	\$18,747.53	2	\$18,747.53
	Code Enforcement (15)	1	\$185,470.32	1	\$9,177.99	2	\$194,648.31
Public Facilities and Improvements	Public Facilities and Improvement (General) (03)	2	\$214,194.36	7	\$103,767.52	9	\$317,961.88
	Neighborhood Facilities (03E)	0	\$0.00	2	\$48,912.00	2	\$48,912.00
	Street Improvements (03K)	0	\$0.00	1	\$3,719.72	1	\$3,719.72
		0	\$0.00	1	\$0.00	1	\$0.00
		0	\$0.00	4	\$52,631.72	4	\$52,631.72
Public Services	Legal Services (05C)	0	\$0.00	1	\$10,000.00	1	\$10,000.00
	Fair Housing Activities (if CDGS, then subject to 15% cap) (05J)	0	\$0.00	1	\$129.47	1	\$129.47
	Housing Counseling (05U)	0	\$0.00	1	\$6,647.18	1	\$6,647.18
		0	\$0.00	3	\$16,776.65	3	\$16,776.65
		2	\$93,086.93	1	\$530.78	3	\$93,617.71
General Administration and Planning	General Program Administration (21A)	1	\$3,953.72	0	\$0.00	1	\$3,953.72
	Fair Housing Activities (subject to 20% Admin Cap) (21U)	3	\$96,450.65	1	\$530.78	4	\$96,981.43
		5	\$310,645.01	15	\$173,706.67	20	\$484,351.68

PR23 (2 of 7) - CDBG Sum of Actual Accomplishments by Activity Group and Accomplishment Type

Page by:
 Grantee: 12223:MIDDLETOWN
 For Program Year: 2010

Activity Group	Matrix Code	Accomplishment Type	Open Count	Completed Count	Program Year Totals
Housing	Rehab; Single-Unit Residential (14A)	Housing Units	0	168	168
	Rehabilitation Administration (14H)	Housing Units	0	0	0
	Code Enforcement (15)	Housing Units	0	51,140	51,140
		Organizations	0	0	0
Public Facilities and Improvements			0	51,308	51,308
	Public Facilities and Improvement (General) (03)	Public Facilities	0	4,954	4,954
	Neighborhood Facilities (03E)	Public Facilities	0	2,999	2,999
Public Services			0	7,953	7,953
	Legal Services (05C)	Persons	0	15	15
	Fair Housing Activities (if CDGS, then subject to 15% cap) (05.I)	Persons	0	17	17
	Housing Counseling (05U)	Households	0	98	98
			0	130	130
			0	59,391	59,391

PR23 (3 of 7) - CDBG Beneficiaries by Racial / Ethnic Category

Page by:

Grantee: 12223:MIDDLETOWN

For Program Year: 2010

Housing-Non Housing	Race	Total Persons	Total Hispanic Persons	Total Households	Total Hispanic Households
Housing	White	0	0	118	1
	Black/African American	0	0	47	0
	Other multi-racial	0	0	3	0
	Total	0	0	168	1
Non Housing	White	20	0	81	0
	Black/African American	8	0	12	0
	Asian	0	0	1	0
	American Indian/Alaskan Native	0	0	1	0
	Native Hawaiian/Other Pacific Islander	0	0	1	0
	Other multi-racial	4	3	2	2
	Total	32	3	98	2
Total	White	20	0	199	1
	Black/African American	8	0	59	0
	Asian	0	0	1	0
	American Indian/Alaskan Native	0	0	1	0
	Native Hawaiian/Other Pacific Islander	0	0	1	0
	Other multi-racial	4	3	5	2
	Total	32	3	266	3

PR23 (4 of 7) - CDBG Beneficiaries by Income Category

Page by:

Grantee: 12223:MIDDLETOWN

For Program Year: 2010

Income Levels		Owner Occupied	Renter Occupied	Persons
Housing	Extremely Low (<=30%)	0	0	0
	Low (>30% and <=50%)	157	0	0
	Mod (>50% and <=80%)	11	0	0
	Total Low-Mod	168	0	0
	Non Low-Mod (>80%)	0	0	0
	Total Beneficiaries	168	0	0
Non Housing	Extremely Low (<=30%)	0	0	22
	Low (>30% and <=50%)	0	0	4
	Mod (>50% and <=80%)	0	0	6
	Total Low-Mod	0	0	32
	Non Low-Mod (>80%)	0	0	0
	Total Beneficiaries	0	0	32

PR 26 - CDBG Financial Summary Report

Grantee	MIDDLETOWN , OH
Program Year	2010
PART I: SUMMARY OF CDBG RESOURCES	
01 UNEXPENDED CDBG FUNDS AT END OF PREVIOUS PROGRAM YEAR	243,617.11
02 ENTITLEMENT GRANT	747,006.00
03 SURPLUS URBAN RENEWAL	0.00
04 SECTION 108 GUARANTEED LOAN FUNDS	0.00
05 CURRENT YEAR PROGRAM INCOME	124,026.79
06 RETURNS	0.00
07 ADJUSTMENT TO COMPUTE TOTAL AVAILABLE	(124,026.79) - RLF PI (\$122,755.89) & CDBG PI (\$1,270.90)
08 TOTAL AVAILABLE (SUM, LINES 01-07)	990,623.11
PART II: SUMMARY OF CDBG EXPENDITURES	
09 DISBURSEMENTS OTHER THAN SECTION 108 REPAYMENTS AND PLANNING/ADMINISTRATION	387,370.25
10 ADJUSTMENT TO COMPUTE TOTAL AMOUNT SUBJECT TO LOW/MOD BENEFIT	0.00
11 AMOUNT SUBJECT TO LOW/MOD BENEFIT (LINE 09 + LINE 10)	387,370.25
12 DISBURSED IN IDIS FOR PLANNING/ADMINISTRATION	96,981.43
13 DISBURSED IN IDIS FOR SECTION 108 REPAYMENTS	0.00
14 ADJUSTMENT TO COMPUTE TOTAL EXPENDITURES	(41,322.04) - RLF drawdowns
15 TOTAL EXPENDITURES (SUM, LINES 11-14)	443,029.64
16 UNEXPENDED BALANCE (LINE 08 - LINE 15)	547,593.47
PART III: LOWMOD BENEFIT THIS REPORTING PERIOD	
17 EXPENDED FOR LOW/MOD HOUSING IN SPECIAL AREAS	0.00
18 EXPENDED FOR LOW/MOD MULTI-UNIT HOUSING	0.00
19 DISBURSED FOR OTHER LOW/MOD ACTIVITIES	387,370.25
20 ADJUSTMENT TO COMPUTE TOTAL LOW/MOD CREDIT	0.00
21 TOTAL LOW/MOD CREDIT (SUM, LINES 17-20)	387,370.25
22 PERCENT LOW/MOD CREDIT (LINE 21/LINE 11)	100.00%
LOW/MOD BENEFIT FOR MULTI-YEAR CERTIFICATIONS	
23 PROGRAM YEARS(PY) COVERED IN CERTIFICATION	PY: 2010 PY: PY:
24 CUMULATIVE NET EXPENDITURES SUBJECT TO LOW/MOD BENEFIT CALCULATION	0.00
25 CUMULATIVE EXPENDITURES BENEFITING LOW/MOD PERSONS	0.00
26 PERCENT BENEFIT TO LOW/MOD PERSONS (LINE 25/LINE 24)	0.00%
PART IV: PUBLIC SERVICE (PS) CAP CALCULATIONS	
27 DISBURSED IN IDIS FOR PUBLIC SERVICES	16,776.65
28 PS UNLIQUIDATED OBLIGATIONS AT END OF CURRENT PROGRAM YEAR	0.00
29 PS UNLIQUIDATED OBLIGATIONS AT END OF PREVIOUS PROGRAM YEAR	0.00
30 ADJUSTMENT TO COMPUTE TOTAL PS OBLIGATIONS	0.00

31 TOTAL PS OBLIGATIONS (LINE 27 + LINE 28 - LINE 29 + LINE 30)	16,776.65
32 ENTITLEMENT GRANT	747,006.00
33 PRIOR YEAR PROGRAM INCOME	247,172.40
34 ADJUSTMENT TO COMPUTE TOTAL SUBJECT TO PS CAP	0.00
35 TOTAL SUBJECT TO PS CAP (SUM, LINES 32- 34)	994,178.40
36 PERCENT FUNDS OBLIGATED FOR PS ACTIVITIES (LINE 31/LINE 35)	1.69%
PART V: PLANNING AND ADMINISTRATION (PA) CAP	
37 DISBURSED IN IDIS FOR PLANNING/ADMINISTRATION	96,981.43
38 PA UNLIQUIDATED OBLIGATIONS AT END OF CURRENT PROGRAM YEAR	53,784.47
39 PA UNLIQUIDATED OBLIGATIONS AT END OF PREVIOUS PROGRAM YEAR	1,470.20
40 ADJUSTMENT TO COMPUTE TOTAL PA OBLIGATIONS	0.00
41 TOTAL PA OBLIGATIONS (LINE 37 + LINE 38 - LINE 39 +LINE 40)	149,295.70
42 ENTITLEMENT GRANT	747,006.00
43 CURRENT YEAR PROGRAM INCOME	124,026.79
44 ADJUSTMENT TO COMPUTE TOTAL SUBJECT TO PA CAP	(122,755.89) - RLF program income
45 TOTAL SUBJECT TO PA CAP (SUM, LINES 42- 44)	748,276.90
46 PERCENT FUNDS OBLIGATED FOR PA ACTIVITIES (LINE 41/LINE 45)	19.95%